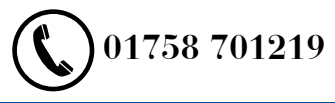


Newsletter

Hafan Pwllheli Marina



Here's what has happened in the Marina this last month:

Welcome to the June 2026 newsletter! Another month has flown by, filled with beautiful weather, great boating days and further developments within the Marina!

We now have the Berth Holder's Lounge open, we have followed Roger's journey around Ireland, we have further established our social media, we have a note about Anode corrosion, we have reviewed the Bin Area, where are the keys to your boat? And finally we talk about the Fairway Buoy!

All of the above is to come in the next few pages!

Hafan Pwllheli Marina

We had to say a very heartfelt goodbye to Emma this month, who most of you will know. The light, the personality, the dog lover of our Marina. We all, wish her huge luck for her future within the marine industry. Thank you to Emma, for the 5 years here at Hafan Pwllheli Marina.

In this newsletter you can expect:

Berth Holder's Lounge

Anodes

Roger Clark's Journey

Social Media

Where are the keys to your boat?

Fairway Buoy

Bin Area

Berth Holder's Lounge


We are delighted to announce that our Berth holder's lounge is now open!

We hope you have already had some use out of the space. But for those who have not, or who are unaware of where the lounge is. It is to the right of the office building, it is fob access just like the bridge, bin area, bathrooms and the laundry room, but unfortunately we don't accommodate dogs in the lounge.


It took a long time to prepare the space, converting it from the old Firmhelm shop to what it is today! We are grateful for the team who put the furniture all together, and for those who worked hard on the logistics of the space. This was a great team effort that we hope all of our berthholders will enjoy!

We would like to hear and constructive feedback for the space!

Now, find a quiet afternoon, to relax or do some work on a laptop, or read a book, and for every glance from the page, or the laptop, you will have the beautiful view of our harbour, which is everchanging.



The Bin Area



I know what you're all thinking, 'another page about the bins again this month?!

You're right, there is another page about the bins... but this time we only have gratification for you all!

Our team members have been down at the bin area monitoring the situation daily, there have been a few bits here and there that we can improve on, but... on the whole, as you can see from these photos, things are being recycled nicely!

After about two weeks of continuous monitoring, we kept seeing that the recycling began to slip, just a little reminder; as we get very often, that recycling is a law in Wales, and businesses that breach will be fined.

But from the photos shown on this page, this is what we can all achieve, not only is it in line with the law, but it looks satisfying, and the odor is left at a minimum! We're not asking you to get excited about the bins, but a large group effort, of which we see many recycling already, this should take no time to sort out!

Thank you all, and sorry for boring you all about the bins again, but it is crucial to the operation of Hafan.



CARD BOARD ONLY

Roger Concerto's Journey

One of our berth holders, Roger on Concerto, has set sail from our marina at the end of May. He aims to sail around Ireland, on his 1980 Westerly Fulmar.

He has set up a forum, of which I will attach:

<https://forums.ybw.com/thread/round-ireland-part-1.628405/#post-8782223>

If the link does not work, select the text, then select 'open in browser' on the pop up screen.

The forum is full of information about the journey, repairs, museums visited or the different marinas he has docked in!



Anodes are the sacrificial products you buy to protect superior metals on your boat. They corrode intentionally as they're made by very reactive metals, when they're submerged they create a natural battery with less reactive metals, which then allows the Anode to decay via Galvanic corrosion, and keep your critical metal protected!

We have had the Harbour tested for any changes in shore power interference, which can cause more electrical connections with other different metals which causes a stronger galvanic reaction. There have been no signs of any of these issues within Pwllheli Harbour

Anodes and Galvanic Corrosion

There can be many reasons for anodes to corrode quicker, water temperature, high salt levels bringing more chloride ions, size of the anodes compared to what they need to protect.

Our suggestion, for which we believe most of our berth holders have, is to ensure that the anodes are made for brackish water. These anodes are usually made with Aluminium, which is a metal that is versatile enough to provide protection in brackish water, and will not instantly deteriorate in salt water!



Social Media

We have been working on our social media pages, both on Instagram and on Facebook, we are glad to see an increase in our activity. The social media pages are a great way to keep up to date with minor and major announcements.

We would like to introduce you into the mix by doing a photo of the month post, taken by you. If you take a photo that you are proud of, around our marina or on the water, send them over to us via Direct Message!

Our team will review them and post our favourite on

our pages, both Instagram and Facebook!



Follow us: @HafanPwllheli

Where are the keys to your Boat?

We have recently been made aware that there has been a member of the public, walking down to the marina dock. Waiting for the gate to remain open and walk on through. Please be aware of people loitering around the gate.

They also gained access to a boat by finding the keys above board... Therefore, where are your keys?

Ensure that your keys are attached to your lanyard, as you will always carry it to gain access to the marina. Or place a lockbox onboard.

Or...

If you have any spare keys, pop into the office, a friendly face will accept your spare keys and keep them safe. If you've forgotten your lanyard, you will always be able to gain access to your boat just by popping up into the office!

These steps are simple to ensure safety and security for your boat.



Fairway Buoy

Our team have been busy getting the Fairway buoy ready for the bay. This year it is all about mitigation.

'Put the work in now and next year will be easier' we told ourselves, next year will be the deciding factor if we were right, or if we were in fact wrong!

The first step was to jetwash all the loose paint off, which then allowed us to get underneath the paint with a scraper to remove larger areas that had started to peel!

We then started sanding, and took the shackles right back to metal. This has caused the Buoy to become an orange rusted mess in the past. So, we sealed them with a rust converter, and painted it over another converter.

Then it was a matter of priming the buoy with undercoat, this did not take too long.

Next Ade and Cian began painting, with red high gloss and white. This all went swimmingly, we started from the top down, no problems... Until, a tray of the red paint spilled all over one of our team members, if you see red boots, you'll know who it was! It all went from bad to worse as we began to run out of space, wet paint was surrounding us... But once we had completed our work for the day, we came up with a brighter plan, for when the paint is dry, we will use some masking tape to straighten all the lines, and any imperfections will be touched up with a brush!

But I mean it when I say, paint was everywhere, up our arms, in our hair, on our noses and so on! But the job is done, she looks clean, tidy, fresh and ready!

Hopefully it will stay fresher for longer this year, with less of the rusted sheen over it!

